



# Talking about the verb to BE



Source: <http://ceiplosmillares.es/kidsenglish/2015/02/16/verb-to-be/>

In this worksheet, you will learn about Present tense rule called Verb To BE. You will use this rule to understand information, answer questions and activities, and express ideas about your personal information.

Do not forget to send an email to your teachers if you need help.

All the best,

Miss Pao, Miss Cami and Miss Titi

Name: \_\_\_\_\_

Class: 5<sup>th</sup> \_\_\_\_\_

Date: \_\_\_\_\_, 2020.

Time allocation: One week.

# Rule #1: The verb BE

- What is the meaning of the verb BE in Spanish?

It has two possible meanings... Use the dictionary!

\_\_\_\_\_s\_\_\_\_\_r\_\_\_\_\_


\_\_\_\_\_e\_\_\_\_\_t\_\_\_\_\_r\_\_\_\_\_

- How do we use it? Look at the explanation

**GRAMMAR EXPLANATION**

**TO BE**

We use to be in present to talk about names, professions, nationalities, age, feelings, marital status



I am Frank

I am not happy

I am an architect

My brother is a dentist and my sister is a secretary

I am not single

I am from London. I am English

My favorite sport are tennis and golf

**AFFIRMATIVE SENTENCES**

**FULL FORM**

I am  
He is  
She is  
It is  
You are  
We are

**SHORT FORM**

I'm  
He's  
She's  
It's  
You're

Examples:

- I am Sarah and he is Jake.
- John is tired. He is in the bedroom.
- She is very young. She's only 12.
- It's two in the morning. It's very cold.
- You're from Italy. You're Italian.
- The cars are in the garage.
- Jim and I are classmates.

Source: <http://virmariselt.blogspot.com/2017/02/verb-be.html>

# Practicing


1. Go to our web page: [fifthgradesgc.weebly.com](http://fifthgradesgc.weebly.com) .  
Play the following games:

HOME   HOME ACTIVITIES   PRINTABLES   VIDEOS   ONLINE GAMES   NOTES FROM CLASS

## Verb Be

GAME 1

GAME 2



**Play** both games three different days. Keep record of your score in every try, two times each day! Use the following chart.

Day 1	Try 1	Try 2
Game 1		
Game 2		

Day 2	Try 1	Try 2
Game 1		
Game 2		

Day 3	Try 1	Try 2
Game 1		
Game 2		

Now, think about the results. **Did you do better after every try?**

Give us your opinion:

I did \_\_\_\_\_, because, \_\_\_\_\_

\_\_\_\_\_

\_\_\_\_\_

2. **Circle** the best option for each sentence.

**Example:**

It ( **am** / **is** / **are** ) cold today.

1. I ( **am** / **is** / **are** ) at home now.
2. They ( **am** / **is** / **are** ) Korean.
3. There ( **am** / **is** / **are** ) a pen on the desk.
4. My name ( **am** / **is** / **are** ) Mary.
5. We ( **am** / **is** / **are** ) from USA.
6. That ( **am** / **is** / **are** ) right.
7. I ( **am** / **is** / **are** ) OK, thanks.
8. Clara and Steve ( **am** / **is** / **are** ) married.



Google.com

3. Now, let's practice by reading and answering the following activities.

Source: British Council

1. True or False.

Read and circle True or False.



I'm seven years old. I have got one brother and one sister. They **are** older – he **is** eight and she's ten. My mum **is** a doctor. My dad **isn't** a doctor, he's a teacher. We **are** very happy because it's Saturday and we **aren't** at school!

- |                                 |             |       |
|---------------------------------|-------------|-------|
| a. He is seven years old.       | <u>True</u> | False |
| b. His sister is six years old. | True        | False |
| c. His dad is a teacher.        | True        | False |
| d. They are sad today.          | True        | False |



We can use the **present simple** of the verb 'to be' to talk about situations and states in the present.  
I **am**... You **are**... He/She/It **is**... We **are**... They **are**...

2. Choose the answer!

Read the sentence. Circle the correct answer.



- a. I \_\_\_\_\_ 12 years old. am / is / are
- b. My brother \_\_\_\_\_ at university. **he's** / is / are
- c. He \_\_\_\_\_ good at swimming. **not** / 's not / note
- d. \_\_\_\_\_ she in the school play? **Ares** / Is / Am
- e. I \_\_\_\_\_ short. **is** / 'm / 's
- f. They \_\_\_\_\_ always late for school. **arent** / aren't / ares

3. Make it right!

Find the mistake, underline it and write it correctly.



- |                            |               |
|----------------------------|---------------|
| a. <u>We</u> not tired.    | <u>We are</u> |
| b. I from Turkey.          | _____         |
| c. They is at the park.    | _____         |
| d. Are that your dog?      | _____         |
| e. Im very tall.           | _____         |
| f. My dad are an engineer. | _____         |
| g. He's n't angry.         | _____         |

# Personal Information Questions

1. **It is time to express ideas using the Verb BE.**

**Answer** these questions about you, your family and friends.

Use the **verb BE (am-is-are)** to express and communicate your ideas.

Look at the example.

1) **How** are you today?

I am fine.

2) **What** is your **full name**?

My full name \_\_\_\_\_  
\_\_\_\_\_

3) **What** is your **dad's profession**?

He \_\_\_\_\_  
\_\_\_\_\_

4) **Who** are your **friends**?

They \_\_\_\_\_  
\_\_\_\_\_




5) **Describe one of your friends.** Name two **personal traits** or **adjectives** that

describe her or him. Example: He is generous and playful.

\_\_\_\_\_  
\_\_\_\_\_

## Metacognition

- How were these activities? Paint your answer.

		
<b>Easy</b>	<b>So so</b>	<b>Not so easy</b>

Source: Energy Live News, Pinterest

- Write** a check (✓) in your answer.

<b>Question</b>	<b>YES</b>	<b>NO</b>
I know how to write sentences using am/is/are.		

- What activity did you like the most? Why?

I liked \_\_\_\_\_ because \_\_\_\_\_

\_\_\_\_\_